

GTS Series

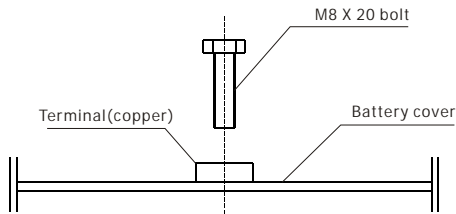
GASTON GTS Series batteries utilizes thick grids of modern technology are adopted so as to guarantee the design life up to 15 years. Advanced micro porous absorbed glass matt separator - minimizes diffusion of oxygen into the separator, reducing float charge current which suppressed the corrosion rate of the positive grid and extends the life of the battery.

Application

- Cable Television
- Communication Equipment
- Security System
- UPS
- Control Equipment
- Medical Equipment
- Emergency Power System

General Features

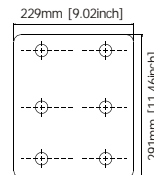

- Extra long life service design (up to 15 years).
- Non-Spillable construction design.
- ABS containers and covers(UL94HB, UL94V-0) optional.
- Safety valve installation for explosion proof.
- Higher safety & reliable construction.
- Exceptional deep discharge recovery performance.
- Low self discharge characteristic.
- Flexibility design for multiple install positions.



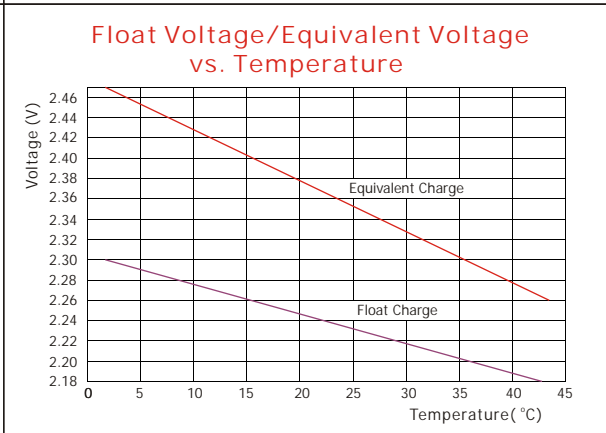
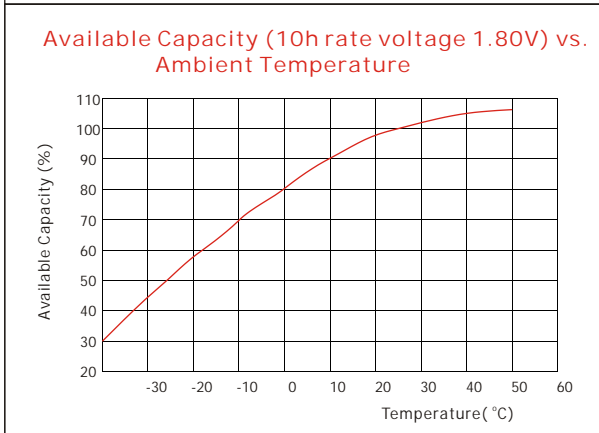
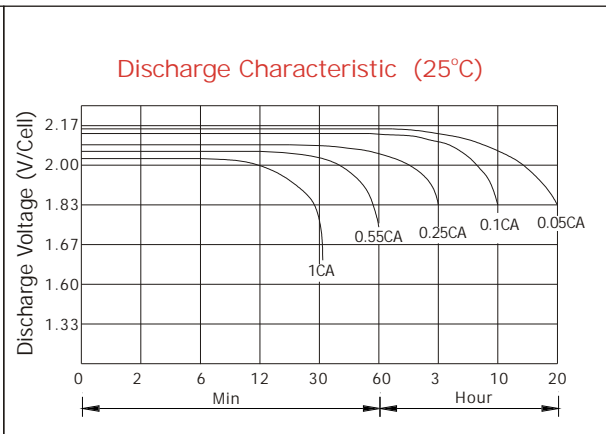
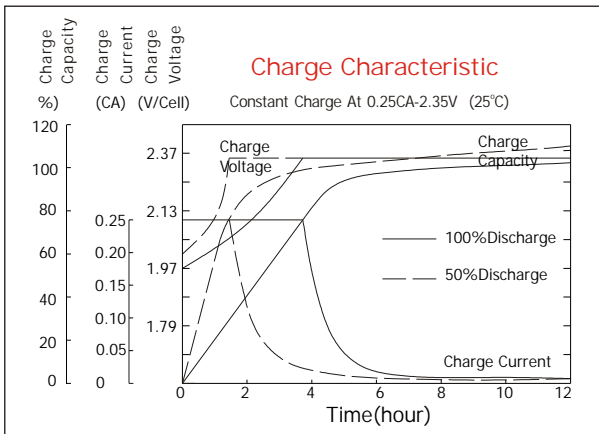
Terminal Dimensions

Construction

- ComponentRaw material
- PositiveLead dioxide
- NegativeLead
- ContainerABS
- CoverABS
- SealantEpoxy Resin
- Safety valveEPDR
- TerminalCopper
- SeparatorFiber glass
- ElectrolyteSulfuric acid



Battery Model	GTS-1500			
Designed Floating Life	15 Years			
Capacity(25°C)	10HR(150A,1.80V)	3HR(375A,1.80V)	1HR(825A,1.75V)	
	1500AH	1125AH	825AH	
Dimensions	Length	Width	Height	Total Height
	291mm [11.46inch]	229mm [9.02inch]	600mm [23.6inch]	612mm [24.1inch]
Approx. Weight	107Kg (236 lbs)			
Internal Resistance	Full charged at 25°C: 0.00015 Ohm			
Self Discharge	Storing for 90d capacity retention is over 94% (25°C)			
Capacity Affected by Temp.(20HR)	40°C	25°C	0°C	-15°C
	102%	100%	85%	65%
Charge Voltage(25°C)	Cycle use		Float use	
	2.35V-2.40V@25°C(-5mV/°C), max. Current: 375A		2.23V @ 25°C (-3mV/°C)	



Constant current discharge ratings-amperes at 25°C (A)

F. V/Time	5MIN	15MIN	30MIN	1HOUR	2HOUR	3HOUR	5HOUR	8HOUR	10HOUR	24HOUR
1.60V	2194	1846	1500	989	608	446	292	197	163	75.5
1.65V	2057	1737	1368	933	590	434	288	195	162	74.4
1.70V	1933	1644	1251	887	570	415	281	192	159	74.1
1.75V	1824	1548	1154	837	549	405	276	190	158	73.4
1.80V	1723	1443	1080	795	533	396	270	186	156	71.9
1.83V	1596	1328	1008	750	510	384	266	185	155	71.9
1.85V	1479	1228	950	702	480	363	253	179	150	69.8
1.88V	1358	1110	879	638	446	343	241	172	144	67.8
1.90V	1212	969	789	581	401	325	229	162	136	65.2
1.94V	1091	881	725	522	358	278	201	145	124	58.0

Constant power discharge ratings-watts at 25°C (W/Cell)

F. V/Time	5MIN	15MIN	30MIN	1HOUR	2HOUR	3HOUR	5HOUR	8HOUR	10HOUR	24HOUR
1.60V	3729	3138	2594	1892	1203	893	608	435	360	167
1.65V	3600	3041	2493	1832	1153	870	593	425	351	163
1.70V	3480	2960	2411	1763	1107	852	581	419	348	161
1.75V	3338	2832	2267	1662	1059	836	570	410	345	158
1.80V	3188	2670	2119	1530	1020	810	555	401	339	156
1.83V	3000	2498	1980	1431	983	792	540	390	333	154
1.85V	2811	2333	1830	1311	945	765	525	378	321	149
1.88V	2621	2143	1650	1200	897	723	510	368	312	147
1.90V	2363	1890	1496	1112	852	698	491	354	302	145
1.94V	2138	1727	1322	1002	785	638	447	318	272	127