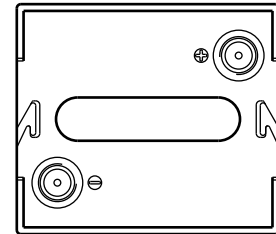
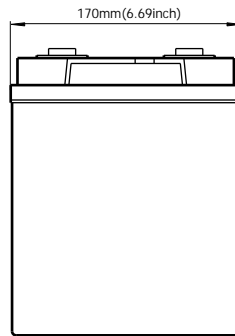
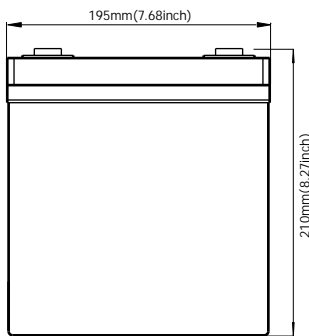


Standard Terminal Dimensions
(Optional terminal please check terminal information page)



GASTON GT

range is the most common standard and the first generation delicate product which is designed with AGM(Absorbent Glass Mat) technology, high performance plates and electrolyte. The definition of GT is coming from General purpose. Therefore, this range product has possessed various applications for common power backup system.

Applications

- Alarm System
- Medical Equipment
- Cable Television
- UPS
- Communication Equipment
- Power Tool
- Control Equipment
- Emergency Power System
- Security System
- Stand-by Electric Power Control System
- Emergency Lighting System

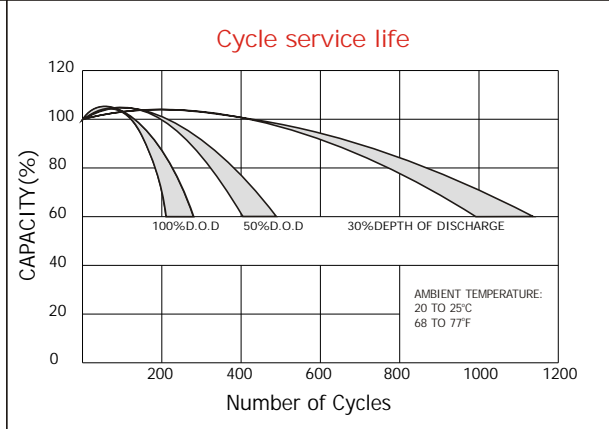
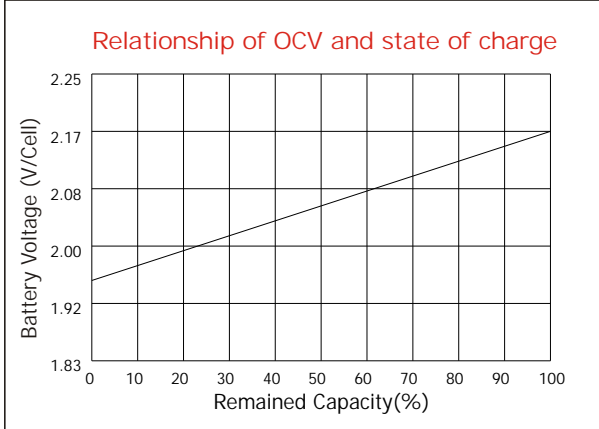
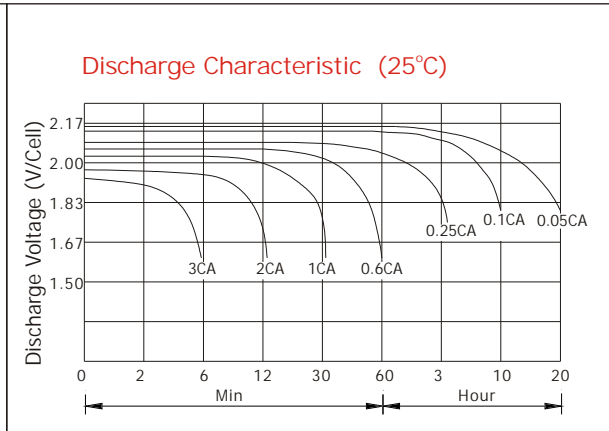
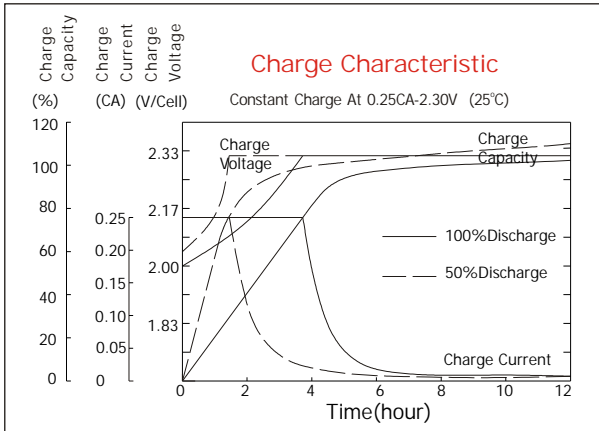
General Features

- Sealed and maintenance free operation.
- Non-Spillable construction design.
- ABS containers and covers(UL94HB, UL94V-0) optional.
- Safety valve installation for explosion proof.
- High quality and high reliability.
- Exceptional deep discharge recovery performance.
- Low self discharge characteristic.
- Flexibility design for multiple install positions.

Construction

- ComponentRaw material
- SealantEpoxy Resin
- PositiveLead dioxide
- Safety valveEPDR
- NegativeLead
- TerminalCopper
- ContainerABS
- SeparatorFiber glass
- CoverABS
- ElectrolyteSulfuric acid

Battery Model	GT 6-80			
Designed Floating Life	8 Years			
Capacity(25°C)	20HR(4.1A,1.75V)	10HR(8A,1.75V)	5HR(13.6A,1.75V)	1HR(52A,1.75V)
	82AH	80AH	68AH	52AH
Dimensions	Length	Width	Height	Total Height
	195mm(7.68inch)	170mm(6.69inch)	205mm(8.07inch)	210mm(8.27inch)
Approx. Weight	13.8Kg (30.5 lbs)			
Internal Resistance	Full charged at 25°C: 0.004 Ohm			
Self Discharge	3% of capacity declined per month at (25°C)			
Capacity Affected by Temp.(20HR)	40°C	25°C	0°C	-15°C
	102%	100%	85%	65%
Charge Voltage(25°C)	Cycle use		Float use	
	7.2-7.5V(-15mV/ °C), max. Current: 20A		6.8-6.9V(-10mV/ °C)	



Constant current discharge ratings-amperes at 25°C

F.V/Time	5MIN	10MIN	15MIN	30MIN	1HR	3HR	5HR	10HR	20HR
1.60V	280	192	140	84.0	53.0	21.8	15.3	8.50	4.22
1.67V	252	175	136	82.0	52.8	21.8	15.1	8.30	4.21
1.70V	239	169	132	80.0	52.6	21.8	15.1	8.30	4.21
1.75V	213	156	124	78.4	52.0	21.6	15.0	8.20	4.16
1.80V	192	145	119	76.0	51.3	21.5	14.9	8.00	4.03
1.85V	146	119	102	70.0	51.0	21.4	14.8	7.84	3.93

Constant power discharge ratings-watts at 25°C

F.V/Time	5MIN	10MIN	15MIN	30MIN	1HR	3HR	5HR	10HR	20HR
1.60V	462	318	248	159	104.0	41.9	29.2	17.0	8.40
1.67V	438	315	246	156	101.0	41.9	29.2	16.7	8.40
1.70V	409	307	242	151	98.0	41.9	29.2	16.7	8.40
1.75V	380	286	227	147	97.0	41.3	28.9	16.3	8.40
1.80V	198	266	214	144	95.1	40.7	28.4	16.0	8.08
1.85V	274	221	187	131	94.4	40.6	28.0	15.8	7.89

