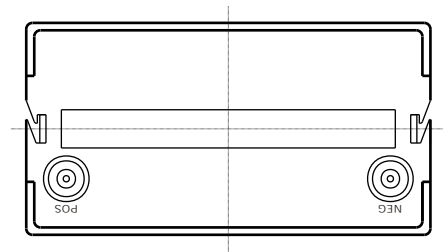

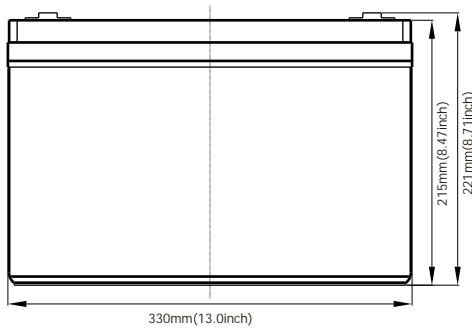


Standard Terminal Dimensions
(Optional terminal please check terminal information page)



HR Range

HR(High Rate)range Valve Regulated Lead Acid (VRLA) batteries have been developed with high efficiency active materials to stimulate inside the battery with higher power output when the battery is discharged to a extent level of discharging. Along with high-density structure design for relatively smaller inner resistance which will significantly improve the performance for high rate discharging when high power output service is needed.

Application

- Alarm System
- Cable Television
- Cable Television
- Communication Equipment
- Control Equipment
- Security System
- Medical Equipment
- Toys
- UPS
- Emergency Power System

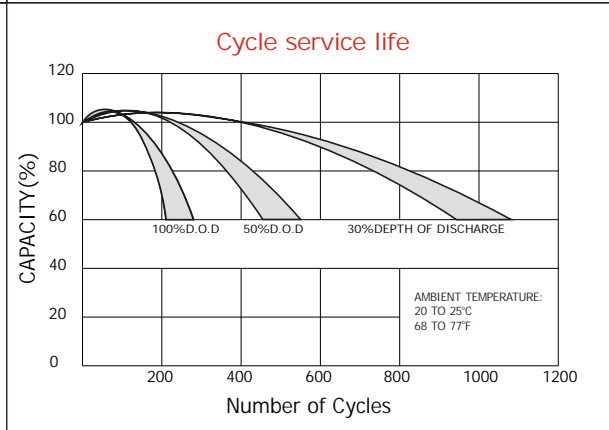
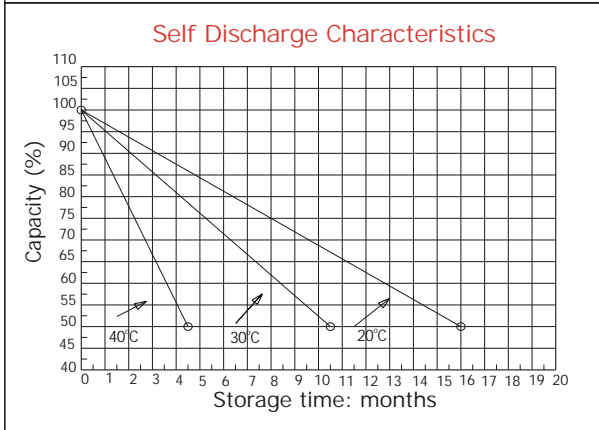
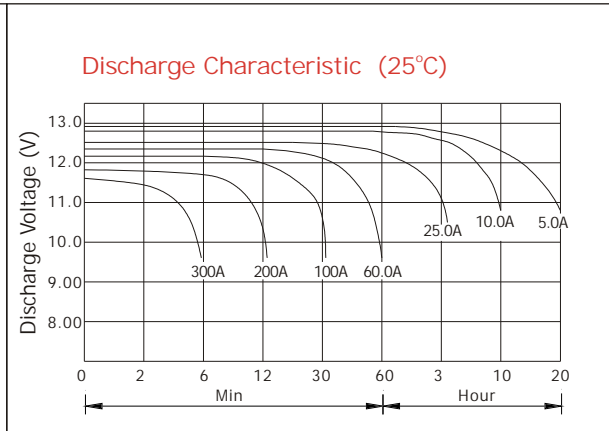
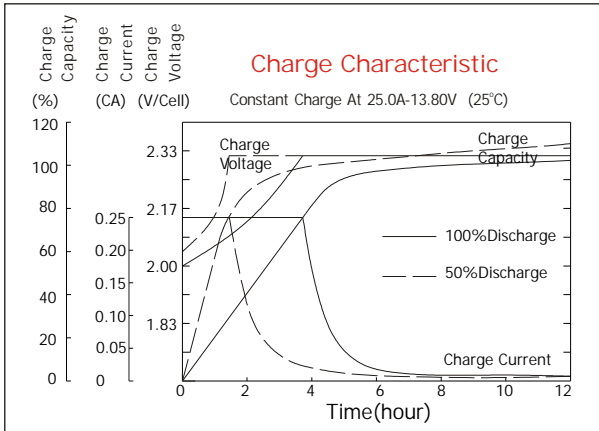
General Features

- Sealed and maintenance free operation.
- Non-Spillable construction design.
- ABS containers and covers(UL94HB, UL94V-0) optional.
- Safety valve installation for explosion proof.
- High quality and high reliability.
- Exceptional deep discharge recovery performance.
- Low self discharge characteristic.
- Flexibility design for multiple install positions.

Construction

- ComponentRaw material
- PositiveLead dioxide
- NegativeLead
- ContainerABS
- CoverABS
- SealantEpoxy Resin
- Safety valveEPDR
- TerminalCopper
- SeparatorFiber glass
- ElectrolyteSulfuric acid

Battery Model	GT12-100HR-2 (390W to 1.67V, 15min)			
Designed Floating Life	8 Years			
Capacity(25°C)	20HR(5.1A,1.75V)	10HR(10A,1.75V)	5HR(17A,1.75V)	1HR(64A,1.75V)
	102AH	100AH	85AH	64AH
Dimensions	Length	Width	Height	Total Height
	330mm(13.0inch)	172mm(6.77inch)	215mm(8.46inch)	221mm(8.70inch)
Approx. Weight	31.0Kg (68.35 lbs)			
Internal Resistance	Full charged at 25°C :0.005 Ohm			
Self Discharge	3% of capacity declined per month at (25°C)			
Capacity Affected by Temp.(20HR)	40°C	25°C	0°C	-15°C
	102%	100%	85%	65%
Charge Voltage(25°C)	Cycle use		Float use	
	14.4-14.8V(-30mV/ °C), max. Current: 25A		13.6-13.8(-20mV/ °C)	



Constant current discharge ratings-amperes at 25°C

F.V/Time	5MIN	10MIN	15MIN	30MIN	1HR	3HR	5HR	8HR	10HR	20HR
1.60V	461	287	216	132	78.2	34.3	21.0	13.7	11.4	6.17
1.67V	433	272	208	126	77.1	33.0	20.5	13.5	11.3	5.96
1.70V	396	262	203	115	74.8	30.8	20.1	13.3	11.3	5.86
1.75V	389	254	197	109	71.3	29.8	19.7	13.2	11.2	5.71
1.80V	348	243	179	101	66.7	28.6	18.5	12.7	11.0	5.60
1.85V	307	231	161	92.9	62.2	27.6	17.3	12.2	10.9	5.50

Constant power discharge ratings-watts at 25°C

F.V/Time	5MIN	10MIN	15MIN	30MIN	1HR	3HR	5HR	8HR	10HR	20HR
1.60V	809	518	395	238	141	60.9	35.4	25.8	23.5	12.3
1.67V	780	505	390	233	140	59.0	35.3	25.6	23.3	12.1
1.70V	735	500	387	218	138	56.3	34.8	25.4	23.2	11.9
1.75V	739	498	383	211	135	55.0	34.5	25.1	22.9	11.7
1.80V	676	491	356	202	127	53.4	33.5	24.6	22.6	11.5
1.85V	614	466	322	189	120	51.8	32.4	24.1	22.3	11.3

