

Terminal Dimensions

GT-F Range

(Front Terminal) is recognised worldwide as the premium battery for telecommunications/IT applications. GT-F range reputation for long service life, combined with excellent high rate performance, also it the number one choice for high integrity, high specification UPS systems. GT-F front terminal monoblock's compact design and standard footprint, suitable for 19", 21" 23" ans ETSI racking, give users the benefit of increased energy density, with all electrical connector at the front, installation and inspection are simpler and quicker

Application

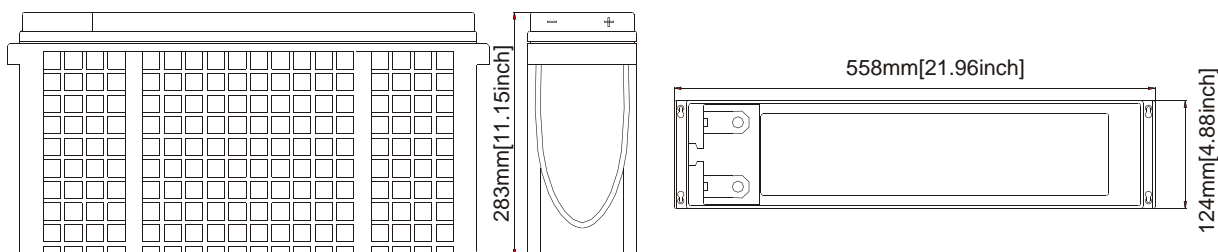
- Telecom
- Control Equipment
- UPS
- Communication Equipment
- Medical Equipment
- Emergency Power System

General Features

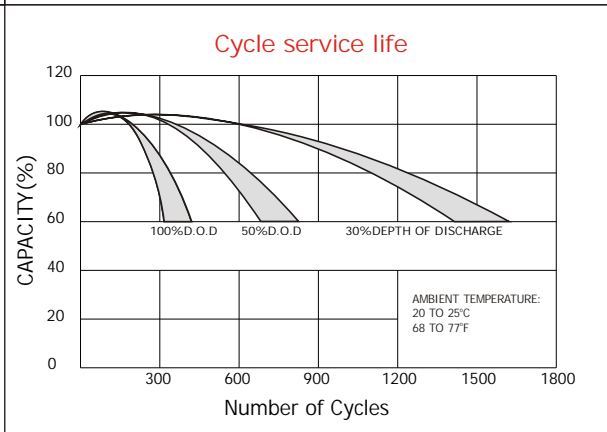
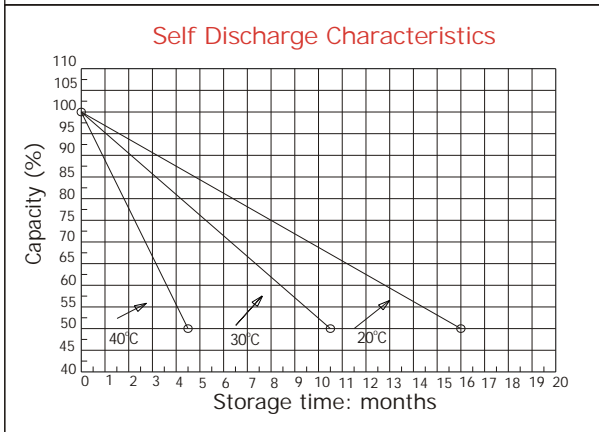
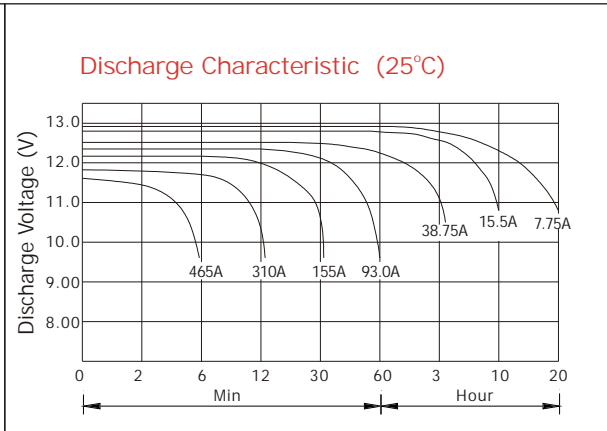
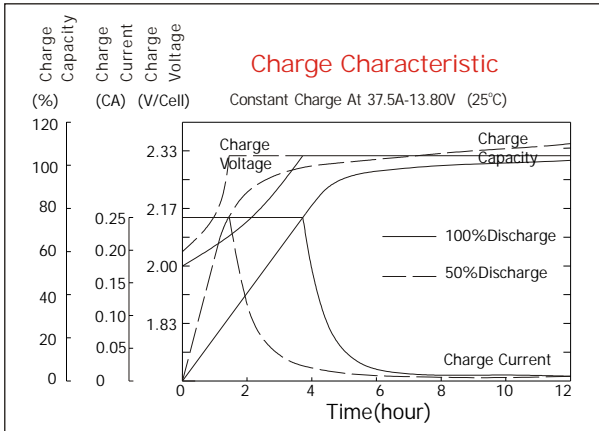
- Easy maintenance and installation
- No need for extra (wrench space) above battery
- Sealed and maintenance free operation
- Non-Spillable construction design
- ABS containers and covers (UL94HB, UL94V-0) optional
- Safety valve installation for explosion proof
- Maximized energy density for installation in relay rack trays
- High quality and high reliability
- Exceptional deep discharge recovery performance
- Flexibility design for multiple install positions

Construction

- ComponentRaw material
- PositiveLead dioxide
- NegativeLead
- ContainerABS
- CoverABS
- SealantEpoxy Resin
- Safety valveEPDR
- TerminalCopper
- SeparatorFiber glass
- ElectrolyteSulfuric acid



Battery Model	GT12-155F			
Designed Floating Life	12 Years			
Capacity(25°C)	20HR(7.80A, 1.75V)	10HR(15.5A, 1.75V)	5HR(27.8A, 1.75V)	1HR(88A, 1.75V)
	156AH	155AH	139AH	88AH
Dimensions	Length	Width	Height	Total Height
	558mm(21.96inch)	124mm(4.88inch)	283mm(11.14inch)	283mm(11.14inch)
Approx. Weight	54.0Kg (118.8 lbs)			
Internal Resistance	Full charged at 25°C :0.00387 Ohm			
Self Discharge	3% of capacity declined per month at (25°C)			
Capacity Affected by Temp.(20HR)	40°C	25°C	0°C	-15°C
	102%	100%	85%	65%
Charge Voltage(25°C)	Cycle use		Float use	
	14.4-14.8V(-30mV/ °C), max. Current: 37.50A		13.6-13.8(-20mV/ °C)	



Constant current discharge ratings-amperes at 25°C

F. V/Time	5MIN	15MIN	30MIN	1HR	3HR	5HR	8HR	10HR	20HR
1.60V	512	263	158	93	42.7	28.2	19.4	16.0	8.20
1.67V	467	247	154	93	42.2	27.9	19.2	15.7	7.95
1.70V	451	242	153	92	42.0	27.8	19.1	15.6	7.90
1.75V	407	229	149	88	41.6	27.8	18.7	15.5	7.80
1.80V	367	217	145	84	41.3	27.5	18.7	15.3	7.70
1.85V	324	202	138	77	36.7	26.0	17.9	14.7	7.60

Constant power discharge ratings-watts at 25°C

F. V/Time	5MIN	15MIN	30MIN	1HR	3HR	5HR	8HR	10HR	20HR
1.60V	692	405	264	153	72.7	50.3	35.0	29.5	16.5
1.67V	687	402	263	153	72.6	50.3	35.0	29.5	16.5
1.70V	684	401	264	152	72.5	50.2	35.0	29.5	16.5
1.75V	676	398	262	151	72.0	50.0	35.0	29.3	16.5
1.80V	661	391	260	149	71.3	49.7	34.7	29.0	16.3
1.85V	600	380	254	143	97.0	48.5	33.8	28.5	15.8

