

GT-C RANGE

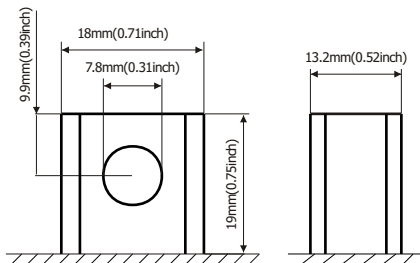
Gaston GT-C Range (deep cycle) battery is specially designed to have a large amount of stored current discharged between charging sessions, with heavy non-porous battery plate that is used a different chemistry for the plates active paste material, and a slightly stronger electrolyte than normal battery electrolyte. It enhance a superior performance of high power output and excellent deep cycle life for energy applications.

Application

- Electric Powered Vehicles
- Golf Cars and Buggies
- Wheel Chairs
- Power Tools
- Electric Powered Toys
- Control System
- Vacuum Cleaners
- Medical Equipments
- UPS
- PVs

General Features

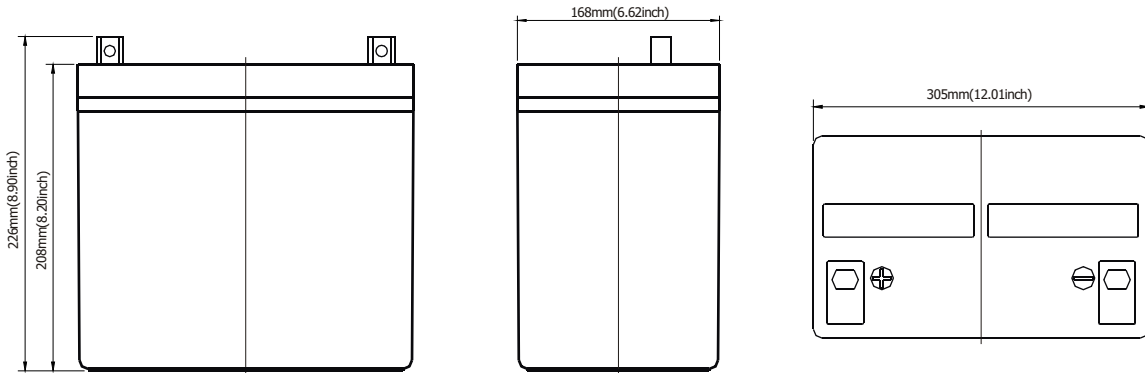
- Better discharge characteristics than normal VRLA batteries.
- Non-spillable construction design.
- ABS containers and covers(UL94HB, UL94V-0) optional.
- Safety valve installation for explosion proof.
- Higher safety & reliable construction.
- Extra durability and deep cycle ability for heavy demand applications.
- Low self discharge characteristic.
- Flexibility design for multiple install positions.



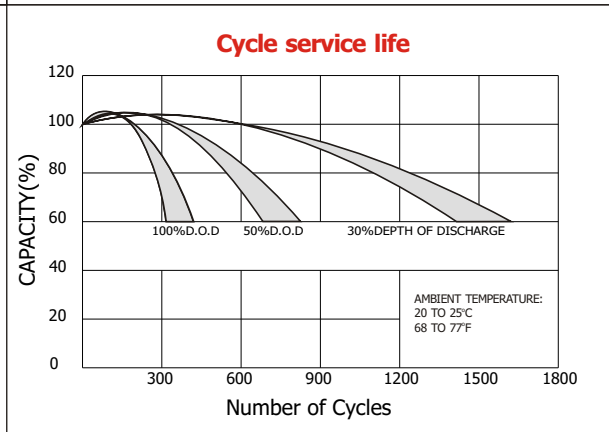
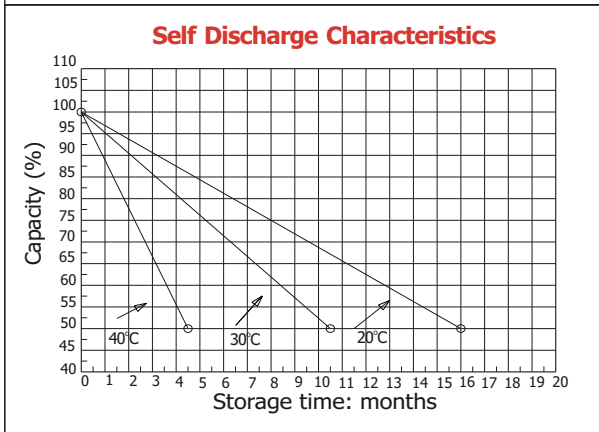
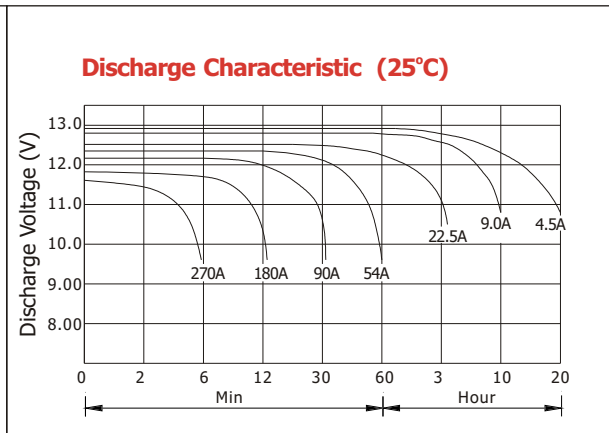
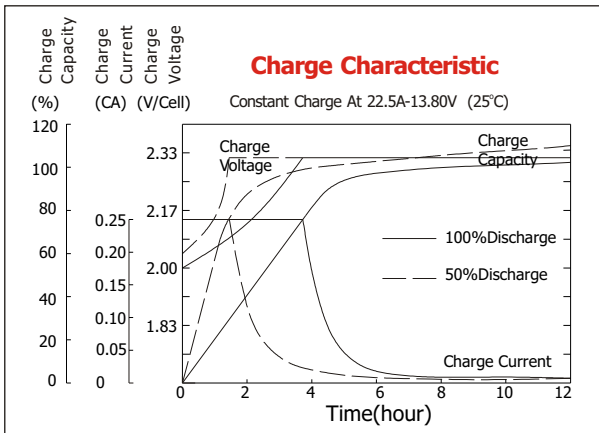
Standard Terminal Dimensions
(Optional terminal please check terminal information page)

Construction

- ComponentRaw material
- PositiveLead dioxide
- NegativeLead
- ContainerABS
- CoverABS
- SealantEpoxy Resin
- Safety valveEPDR
- TerminalLead
- SeparatorFiber glass
- ElectrolyteSulfuric acid



Battery Model	GT12-90C			
Designed Cycle Life	> 350 cycles @ -0.5CA to 9.6V			
Capacity(25°C)	20HR(4.6A,1.75V)	10HR(9A,1.75V)	5HR(15.3A,1.75V)	1HR(61A,1.75V)
	92AH	90AH	76.5AH	61AH
Dimensions	Length	Width	Height	Total Height
	305mm(12.0inch)	168mm(6.62inch)	208mm(8.20inch)	226mm(8.90inch)
Approx. Weight	28.9Kg (63.7 lbs)			
Internal Resistance	Full charged at 25°C: 0.0052 Ohm			
Self Discharge	3% of capacity declined per month at (25°C)			
Capacity Affected by Temp.(20HR)	40°C	25°C	0°C	-15°C
	102%	100%	85%	65%
Charge Voltage(25°C)	Cycle use		Float use	
	14.4-15V(-30mV/ °C), max. Current: 22.5A		13.6-13.8V(-20mV/ °C)	



Constant current discharge ratings-amperes at 25°C

F. V/Time	5MIN	10MIN	15MIN	30MIN	1HR	3HR	5HR	10HR	20HR
1.60V	366	228	172	105	65.4	28.7	17.5	9.55	5.16
1.67V	344	216	165	100	64.5	27.6	17.2	9.46	4.98
1.70V	315	208	162	91.2	62.6	25.8	16.8	9.42	4.90
1.75V	309	202	156	86.6	59.6	24.9	16.4	9.39	4.78
1.80V	276	193	142	80.2	55.8	23.9	15.5	9.20	4.65
1.85V	244	184	128	73.9	52.0	23.1	14.5	9.07	4.54

Constant power discharge ratings-watts at 25°C

F. V/Time	5MIN	10MIN	15MIN	30MIN	1HR	3HR	5HR	10HR	20HR
1.60V	643	412	314	189	118	50.9	29.6	19.6	10.3
1.67V	620	401	310	185	117	49.3	29.5	19.5	9.94
1.70V	584	397	307	173	115	47.1	29.1	19.4	9.81
1.75V	588	396	305	168	113	46.0	28.9	19.1	9.57
1.80V	538	390	283	160	107	44.7	28.0	18.9	9.49
1.85V	488	370	256	150	100	43.3	27.1	18.6	9.32

