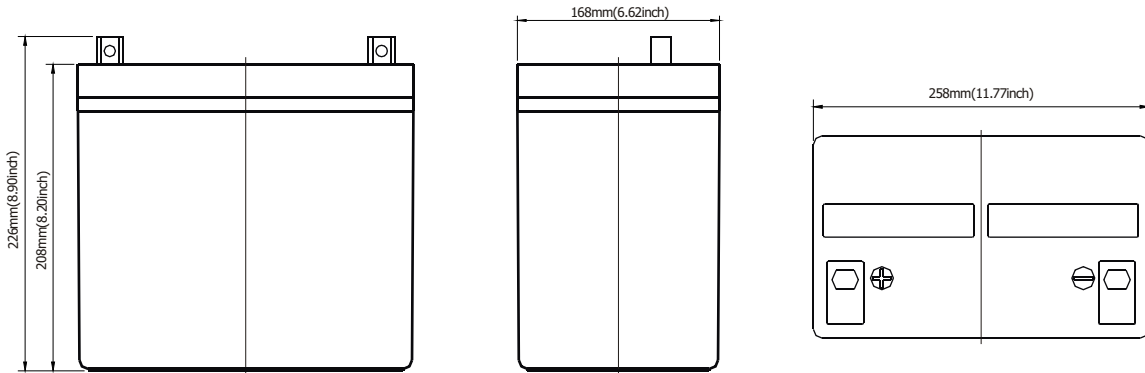


**Standard Terminal Dimensions**  
(Optional terminal please check terminal information page)



### GT-C RANGE

Gaston GT-C Range (deep cycle) battery is specially designed to have a large amount of stored current discharged between charging sessions, with heavy non-porous battery plate that is used a different chemistry for the plates active paste material, and a slightly stronger electrolyte than normal battery electrolyte. It enhance a superior performance of high power output and excellent deep cycle life for energy applications.

### Application

- Electric Powered Vehicles
- Golf Cars and Buggies
- Wheel Chairs
- Power Tools
- Electric Powered Toys
- Control System
- Vacuum Cleaners
- Medical Equipments
- UPS
- PVs

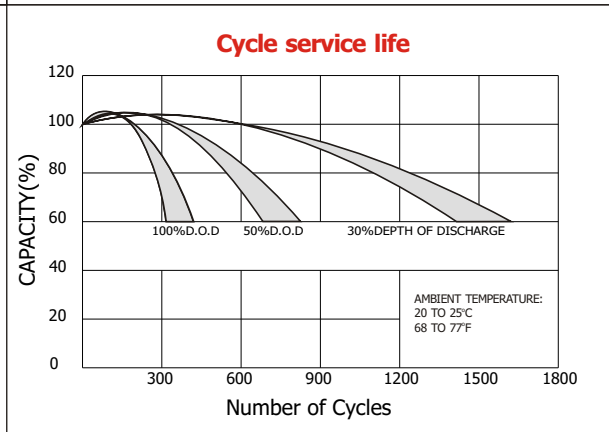
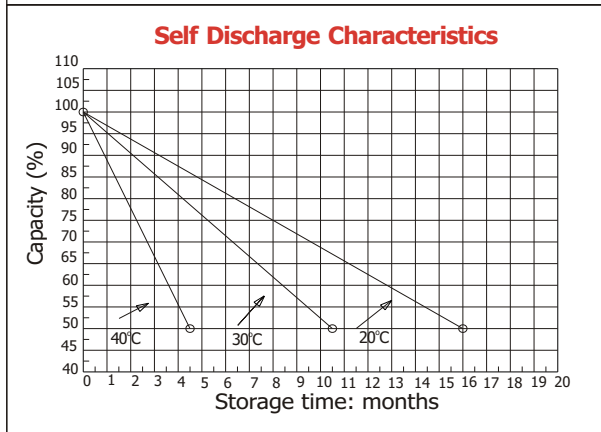
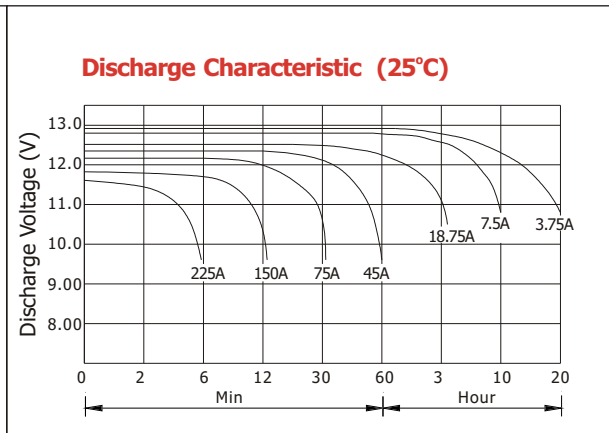
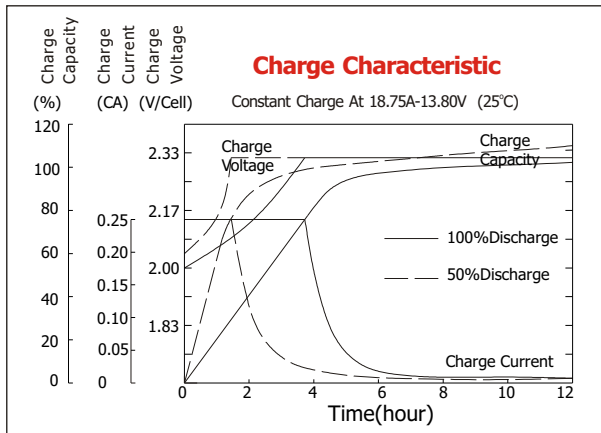
### General Features

- Better discharge characteristics than normal VRLA batteries.
- Non-Spillable construction design.
- ABS containers and covers(UL94HB, UL94V-0) optional.
- Safety valve installation for explosion proof.
- Higher safety & reliable construction.
- Extra durability and deep cycle ability for heavy demand applications.
- Low self discharge characteristic.
- Flexibility design for multiple install positions.

### Construction

- Component .....Raw material
- Positive .....Lead dioxide
- Negative .....Lead
- Container .....ABS
- Cover .....ABS
- Sealant .....Epoxy Resin
- Safety valve .....EPDR
- Terminal .....Lead
- Separator .....Fiber glass
- Electrolyte .....Sulfuric acid

Battery Model	GT12-75C			
Designed Cycle Life	> 350 cycles @ -0.5CA to 9.6V			
Capacity(25°C)	20HR(3.8A,1.75V)	10HR(7.5A,1.75V)	5HR(13A,1.75V)	1HR(47A,1.75V)
	76AH	75AH	65AH	47AH
Dimensions	Length	Width	Height	Total Height
	258mm(11.7inch)	168mm(6.62inch)	208mm(8.20inch)	226mm(8.90inch)
Approx. Weight	23.0Kg (50.7 lbs)			
Internal Resistance	Full charged at 25°C: 0.0055 Ohm			
Self Discharge	3% of capacity declined per month at (25°C)			
Capacity Affected by Temp.(20HR)	40°C	25°C	0°C	-15°C
	102%	100%	85%	65%
Charge Voltage(25°C)	Cycle use		Float use	
	14.4-15V(-30mV/ °C), max. Current: 18.7A		13.6-13.8V(-20mV/ °C)	



### Constant current discharge ratings-amperes at 25°C

F. V/Time	5MIN	10MIN	15MIN	30MIN	1HR	3HR	5HR	10HR	20HR
1.60V	319	199	150	91.3	54.0	23.7	14.5	7.89	4.26
1.67V	299	188	144	87.4	53.3	22.8	14.2	7.82	4.12
1.70V	274	182	141	79.4	51.7	21.3	13.9	7.78	4.05
1.75V	269	176	136	75.4	49.2	20.6	13.6	7.76	3.94
1.80V	241	168	124	69.9	46.1	19.8	12.8	7.60	3.84
1.85V	212	160	111	64.3	43.0	19.1	12.0	7.50	3.77

### Constant power discharge ratings-watts at 25°C

F. V/Time	5MIN	10MIN	15MIN	30MIN	1HR	3HR	5HR	10HR	20HR
1.60V	560	358	273	164	97.5	42.1	24.5	16.0	8.40
1.67V	540	349	270	161	96.9	40.7	24.4	15.9	8.10
1.70V	509	346	268	151	95.1	38.9	24.1	15.8	8.00
1.75V	512	345	265	146	93.4	38.0	23.9	15.6	7.90
1.80V	468	340	246	140	88.1	36.9	23.1	15.4	7.72
1.85V	425	322	223	131	82.8	35.8	22.4	15.2	7.62

