



### GT-C RANGE

Gaston GT-C Range (deep cycle) battery is specially designed to have a large amount of stored current discharged between charging sessions, with heavy non-porous battery plate that is used a different chemistry for the plates active paste material, and a slightly stronger electrolyte than normal battery electrolyte. It enhance a superior performance of high power output and excellent deep cycle life for energy applications.

### Application

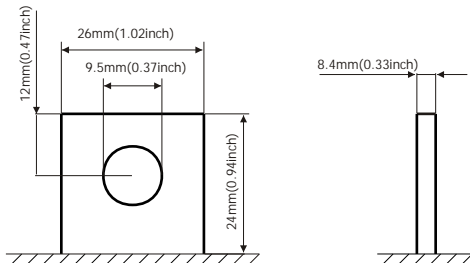
- Electric Powered Vehicles
- Golf Cars and Buggies
- Wheel Chairs
- Power Tools
- Electric Powered Toys
- Control System
- Vacuum Cleaners
- Medical Equipments
- UPS
- PVs

### General Features

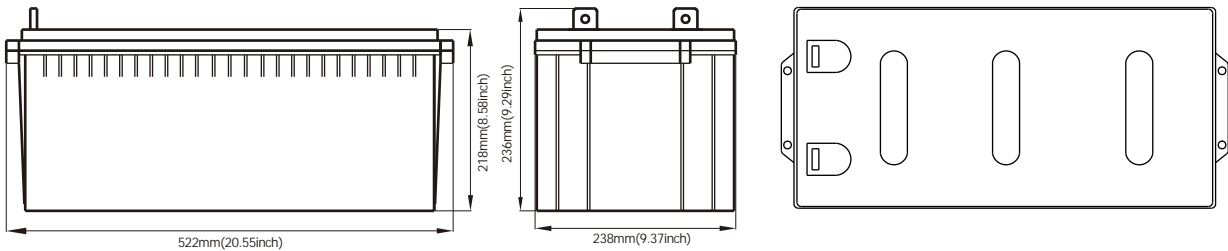
- Better discharge characteristics than normal VRLA batteries.
- Non-Spillable construction design.
- ABS containers and covers(UL94HB, UL94V-0) optional.
- Safety valve installation for explosion proof.
- Higher safety & reliable construction.
- Extra durability and deep cycle ability for heavy demand applications.
- Low self discharge characteristic.
- Flexibility design for multiple install positions.

### Construction

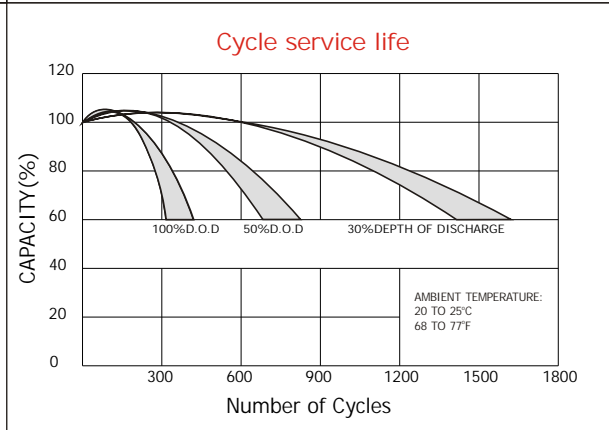
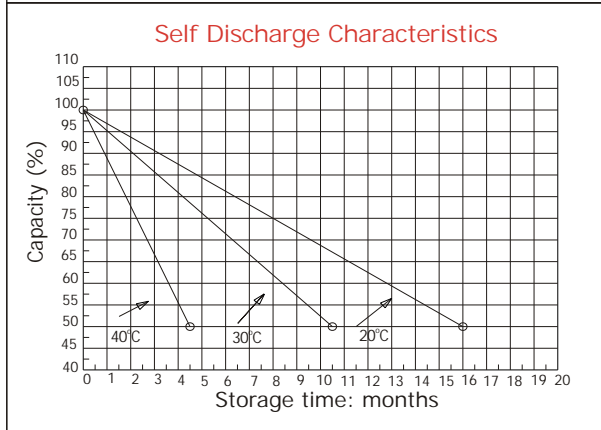
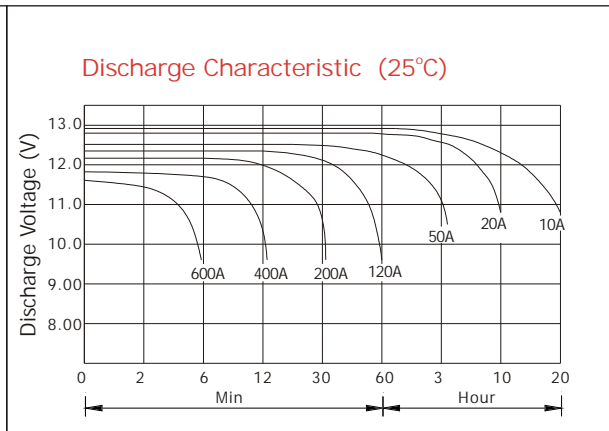
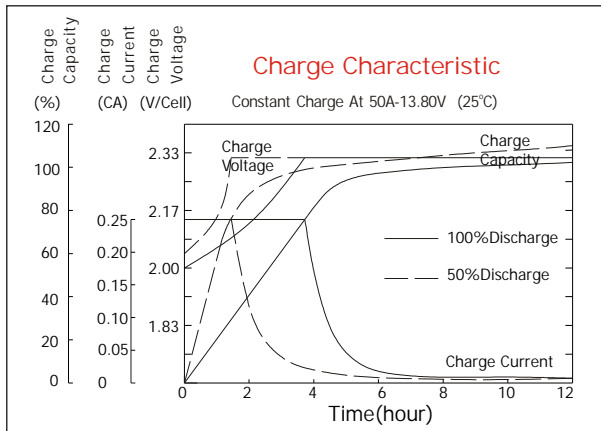
- Component .....Raw material
- Positive .....Lead dioxide
- Negative .....Lead
- Container .....ABS
- Cover .....ABS
- Sealant .....Epoxy Resin
- Safety valve .....EPDR
- Terminal .....Lead
- Separator .....Fiber glass
- Electrolyte .....Sulfuric acid



**Standard Terminal Dimensions**  
(Optional terminal please check terminal information page)



Battery Model	GT12-200C			
Designed Cycle Life	> 350 cycles @ -0.5CA to 9.6V			
Capacity(25°C)	20HR(10.1A,1.75V)	10HR(20A,1.75V)	5HR(37A,1.75V)	1HR(138A,1.75V)
	202AH	200AH	185AH	138AH
Dimensions	Length	Width	Height	Total Height
	522mm(20.55inch)	238mm(9.37inch)	218mm(8.58inch)	236mm(9.29inch)
Approx. Weight	61Kg (134.5 lbs)			
Internal Resistance	Full charged at 25°C :0.0038 Ohm			
Self Discharge	Self discharge < 3% per month at (25°C)			
Capacity Affected by Temp.(20HR)	40°C	25°C	0°C	-15°C
	102%	100%	85%	65%
Charge Voltage(25°C)	Cycle use		Float use	
	14.4-14.8V(-30mV/ °C), max. Current: 50A		13.6-13.8(-20mV/ °C)	



### Constant current discharge ratings-amperes at 25°C

F. V/Time	5MIN	10MIN	15MIN	30MIN	1HR	3HR	5HR	10HR	20HR
1.60V	700	480	350	210	132	54.6	38.2	21.2	10.5
1.67V	630	438	340	204	132	54.4	37.8	20.9	10.5
1.70V	598	422	328	200	131	54.4	37.8	20.7	10.5
1.75V	532	390	310	196	130	54.0	37.5	20.4	10.5
1.80V	480	362	296	190	128	53.8	37.2	20.0	10.1
1.85V	364	298	256	175	127	53.6	36.9	19.7	9.48

### Constant power discharge ratings-watts at 25°C

F. V/Time	5MIN	10MIN	15MIN	30MIN	1HR	3HR	5HR	10HR	20HR
1.60V	1154	796	620	396	260	105	73.0	42.4	21.1
1.67V	1094	786	614	388	251	105	73.0	41.8	21.0
1.70V	1022	766	604	378	245	105	73.0	41.5	21.0
1.75V	952	716	568	368	243	103	72.2	40.7	20.9
1.80V	854	666	534	358	238	102	71.0	40.0	20.2
1.85V	684	552	466	328	236	101	70.0	39.3	19.0

